

Demographic and Background Characteristics

Filters Administration Year: 2021su UNITID: 145813 Carnegie: All Control (Public/Private): All Major Categories: All

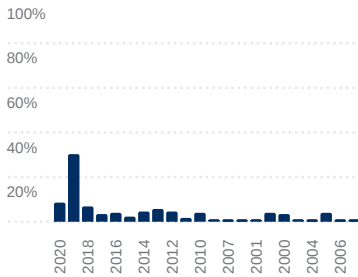
Majors: All Race or Ethnic Identity: All Expected Difficulty: All [Reset to Default](#)



### Demographic and Background Characteristics of Transfer

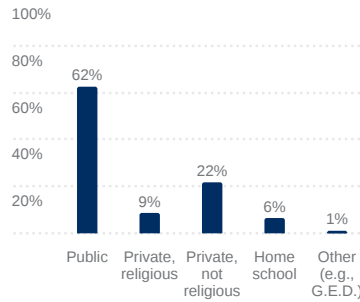
High school graduation year

910



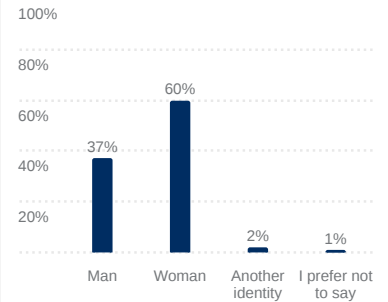
High school type

910



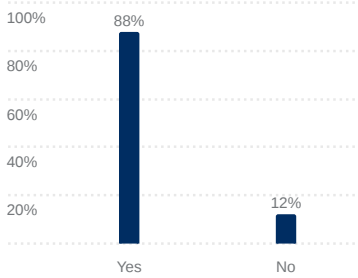
Gender identity

841



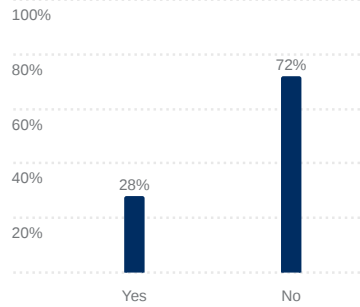
Full-time student at this institution

835



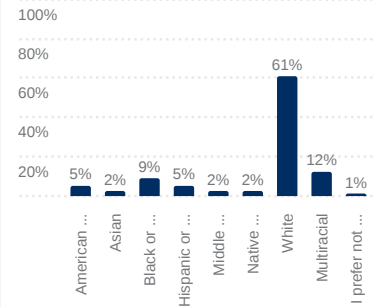
International student

838



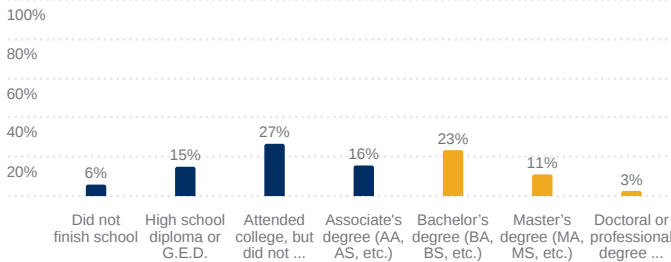
Race or ethnicity

823



Parents' highest level of education

838



Sexual orientation

0

No data found - your filters may be too exclusive!

Additional Respondent Characteristics

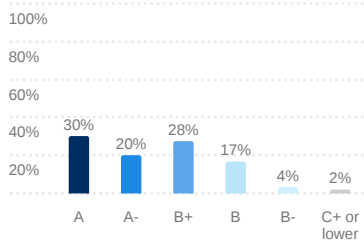
Filters Administration Year: 2021su UNITID: 145813 Gender: All Race or Ethnic Identity: All First-Generation Status: All

Major Category: All Majors: All Carnegie: All Control (Public/Private): All Expected Difficulty: All [Reset to Default](#)

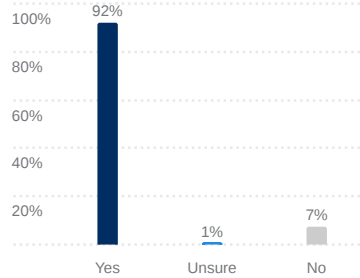


### Additional Transfer Student Respondent Characteristics

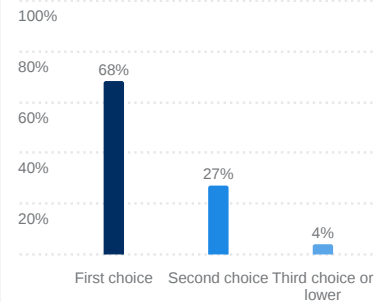
What do you expect most of your grades will be during the coming year? 817



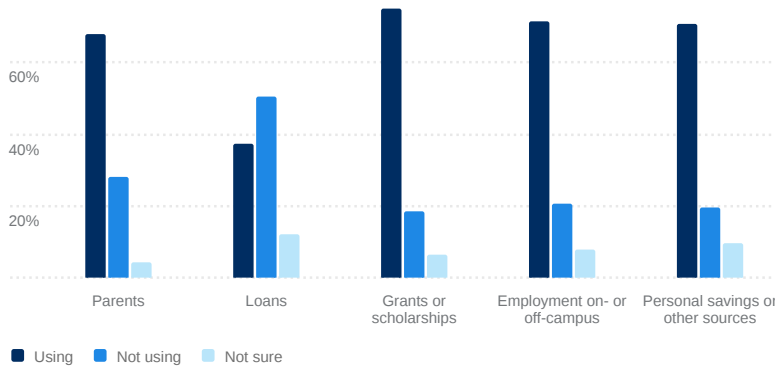
Do you expect to graduate from this institution? 838



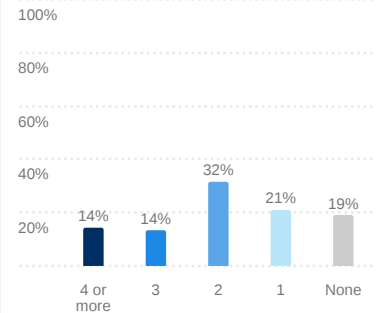
This institution was your: 838



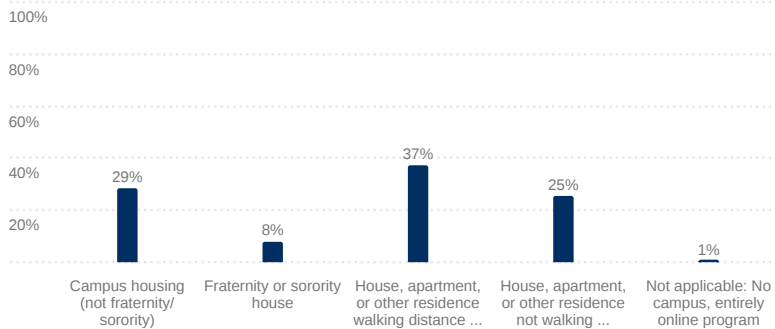
Which of the following sources are you using to pay for education expenses (tuition, fees, books, room & board, etc)? 844



How many of your close friends will attend this institution during the coming year? 838



Which of the following best describes where you will be living while attending college? 841



Are you a student-athlete on a team sponsored by your institution's athletics department? 0

No data found - your filters may be too exclusive!

**Transfer Student Experiences Since High School**

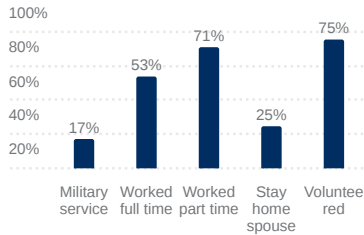
Filters Administration Year: 2021su UNITID: 145813 Gender: All Race or Ethnic Identity: All First-Generation Status: All

Major Categories: All Majors: All Carnegie: All Control (Public/Private): All Expected Difficulty: All [Reset to Default](#)

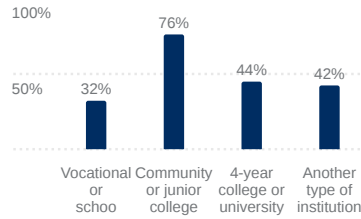


### Transfer Student Experiences Since High School

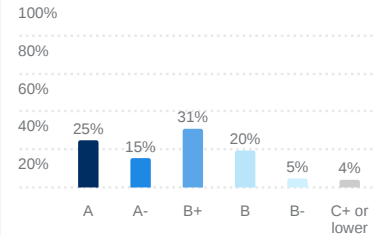
Since graduating from high school, which of the following have you done? 910



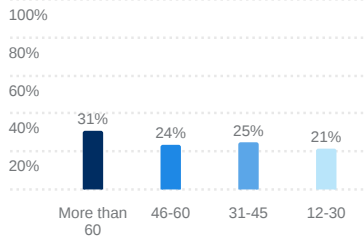
Which of the following types of school have you attended other than this institution? 845



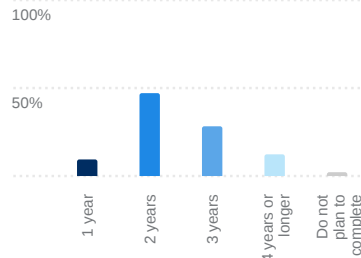
What were most of your grades at the other institution(s) you attended? 841



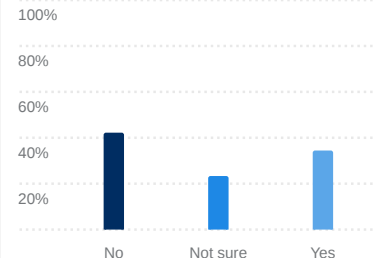
About how many credits do you expect to transfer to this institution? 910



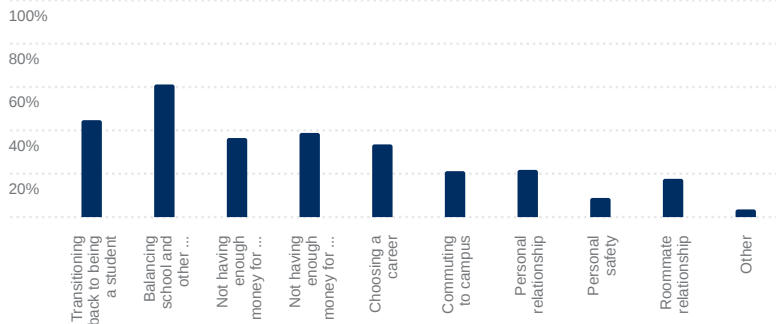
How many more years do you expect it will take to complete your bachelor's degree? 895



Will you take at least one course from another college or university while attending this institution? 868



During the coming school year, which do you think will cause you stress? 826



Where Students Expect to Seek Help

Filters Administration Year: 2021su UNITID: 145813 Gender: All Race or Ethnic Identity: All First-Generation Status: All

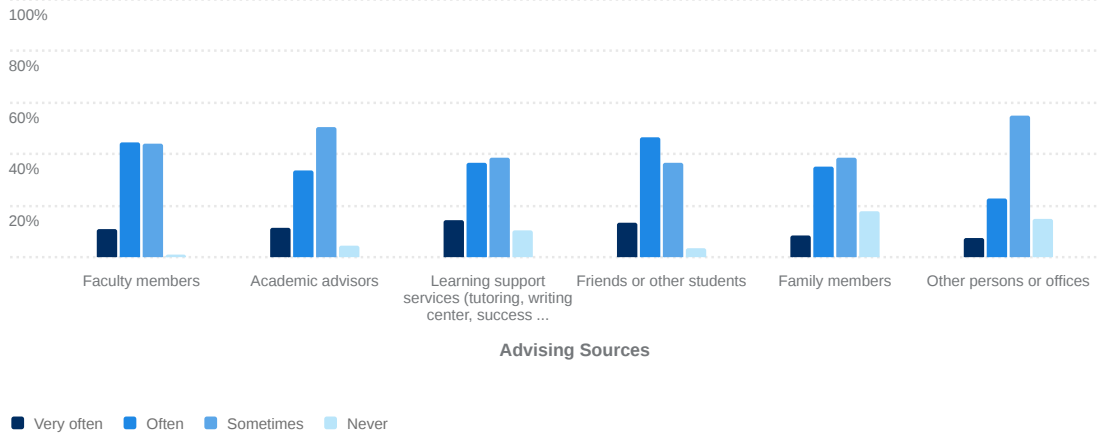
Major Categories: All Majors: All Carnegie: All Control (Public/Private): All Expected Academic Difficulty: All [Reset to Default](#)



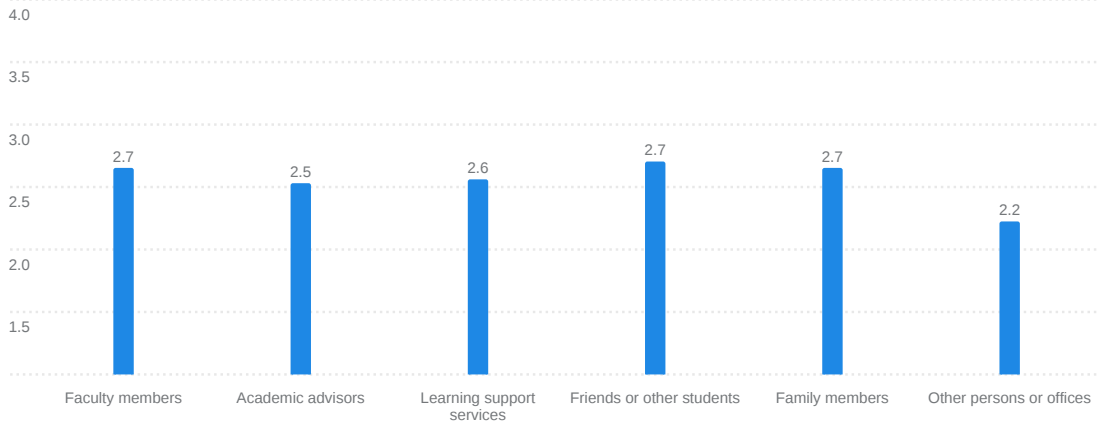
### Where Transfer Students Expect to Seek Help

Almost all students need academic help at some point. Some will seek out campus resources while others look to family and friends. Using the filters above, you can learn more about where your entering transfer students intend to seek academic help. This information can help your campus to better inform your students of important campus academic resources. Advisors can also use the individual student [advising reports](#) to inform students about where to go when they need help.

During the coming school year, about how often do you expect to seek help with coursework from the following sources? 844



During the coming school year, about how often do you expect to seek help with coursework from the following sources? 844 ⓘ



How Students Spend Their Time

Filters Administration Year: 2021su UNITID: 145813 Gender: All Race or Ethnic Identity: All First-Generation Status: All

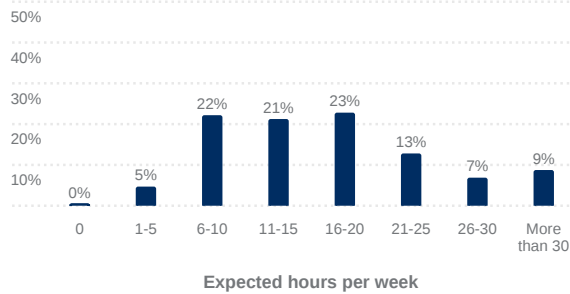
Major Categories: All Majors: All Carnegie: All Control (Public/Private): All Expected Difficulty: All [Reset to Default](#)



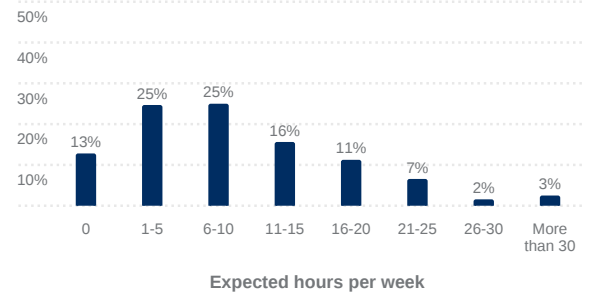
### How Transfer Students Expect to Spend Their Time

Students spend time on many activities—studying, working, co-curriculars, socializing, etc.—and often expect to apportion their time similarly in the first year of college (Mu & Cole, 2019). However, the past is not a perfect predictor of the future. The results below show how much time your students expect to devote to the following activities during the upcoming academic year. Some of these activities facilitate learning (e.g., studying or preparing for class), while others may distract from learning (e.g., too many hours spent working for pay). Understanding these expectations helps campuses

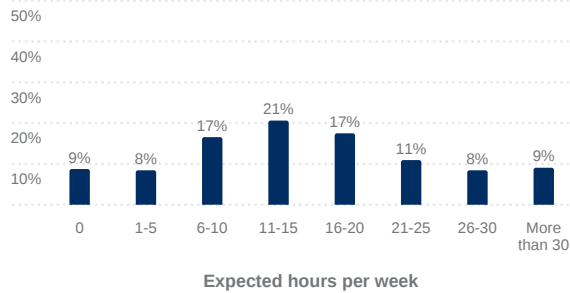
Studying or preparing for class 859



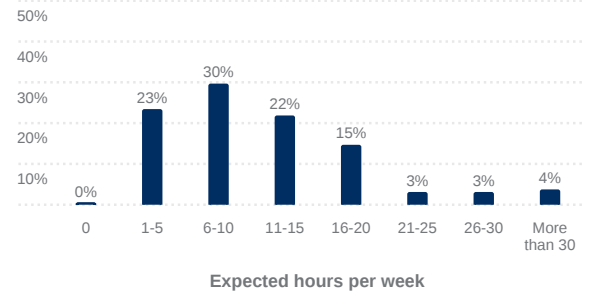
Participating in co-curricular activities 847



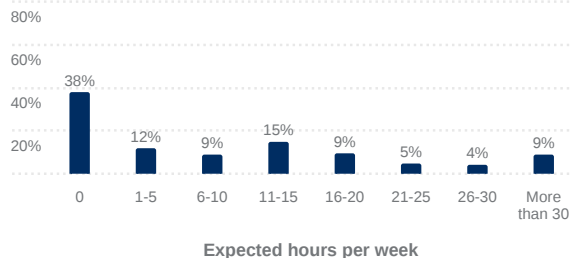
Working for pay 859



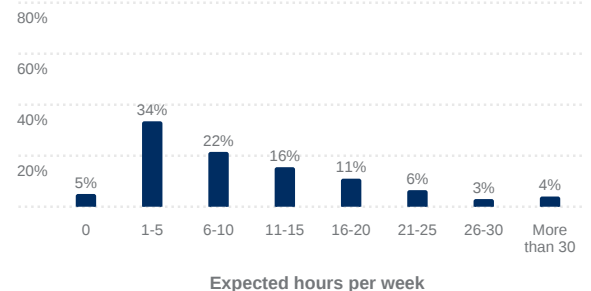
Relaxing and socializing 856



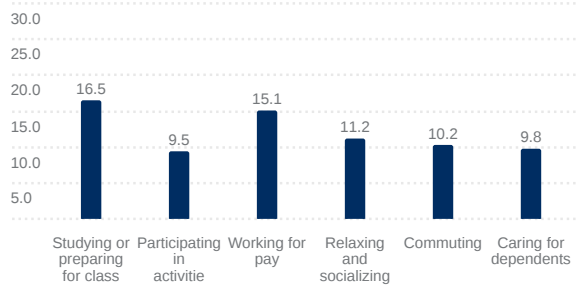
Providing care for dependents (children, parents, etc.) 891



Commuting to campus (driving, walking, etc.) 895



Average expected hours per week 826



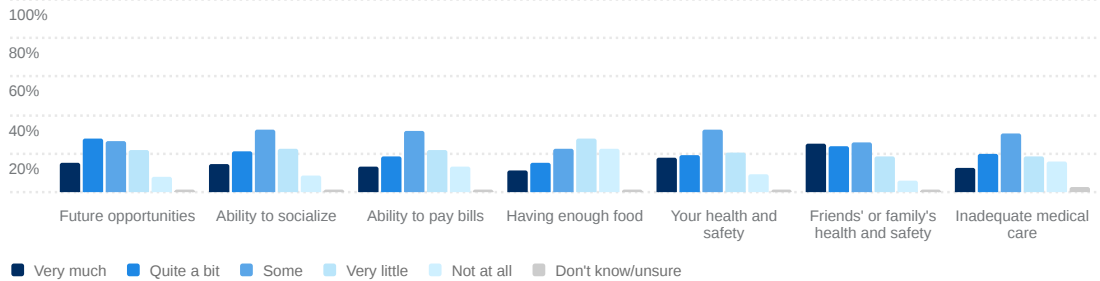


## Entering Students and the COVID-19 Disruption

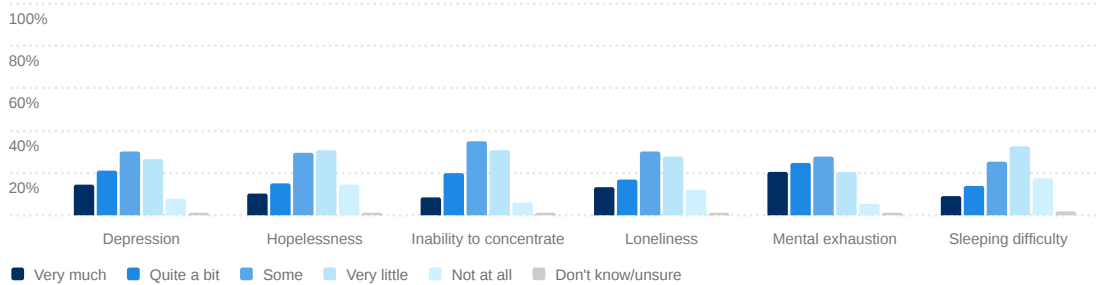
### Additional Items on the BCSSE 2021 Web Version

Your entering transfer students have experienced a tumultuous year. Are you ready for their arrival on your campus? How has the past year shaped and formed their expectations and beliefs about college? Amid the uncertainty about this incoming class is a great potential to respond to their experiences and leverage institutional support. This year BCSSE included several pandemic-related questions specifically for entering students. The results to these questions from your students are below. Use the filters above to dig

As a result of the COVID-19 pandemic, to what extent, if any, has your concern about the following increased? 831



As a result of the COVID-19 pandemic, to what extent, if any, have you experienced an increase in the following? 831



To what extent, if any, has the COVID-19 pandemic interfered with the following? 828

