



National Survey of Student Engagement (NSSE)

ILLINOIS STATE UNIVERSITY

ABOUT NSSE

The National Survey of Student Engagement (NSSE) measures the amount of time and effort first-year and senior students put into their studies and other educationally purposeful activities. The NSSE also measures how colleges and universities deploy their resources and organize the curriculum and other learning opportunities to get students to participate in activities that decades of research studies show are linked to student learning.

NSSE was developed by the Center for Postsecondary Research at Indiana University and coordinated locally at ISU by University Assessment Services. It is administered in the spring semester to first-year and senior students.

More information:

ISU NSSE data and other information: <https://assessment.illinoisstate.edu/surveys/student/>

Center for Postsecondary Research, Indiana University: <https://nsse.indiana.edu/nsse/>

DATA NOTES

To protect respondent privacy, groups with small responses may not be displayed. Some questions were not asked in some years. In those situations, results will be blank. Caution should be exercised when generalizing survey results based on low response rates and smaller demographic groups filtered by survey criteria to larger populations. Contact University Assessment Services for more information and research considerations.

COLLEGES AND MAJORS

Students are asked to provide their major on the NSSE instrument. This report organizes majors in colleges. CAS is organized into three colleges. The table below displays the colleges. The last pages of this report display the colleges and majors.

College	Name
CAST	College of Applied Science & Technology
CAS-HUM	College of Arts & Sciences - Humanities
CAS-MNS	College of Arts & Sciences - Math & Natural Sciences
CAS-SS	College of Arts & Sciences - Social Sciences
COB	College of Business
COE	College of Education
MCN	Mennonite College of Nursing
PROVOST	Univ. College & Interdisc.
WKCFA	Wonsook Kim College of Fine Arts

HELP / QUESTIONS

University Assessment Services
rlsmith@ilstu.edu
309-438-2135

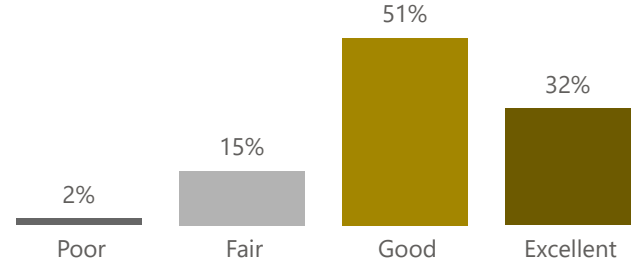
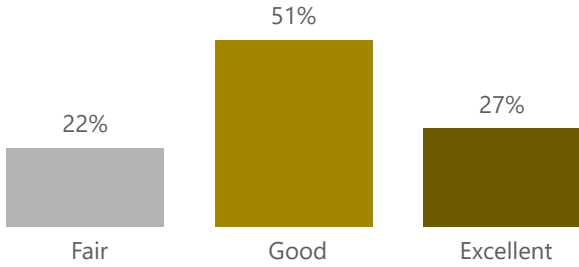


CAST

ALL ISU

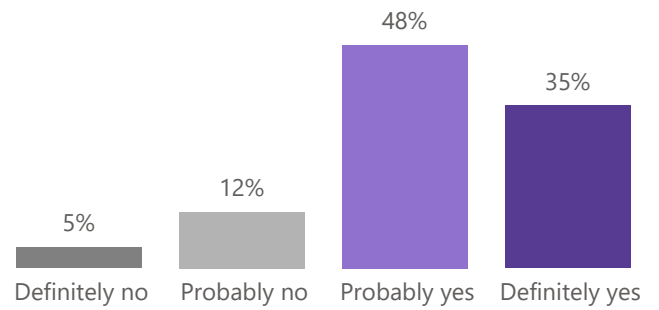
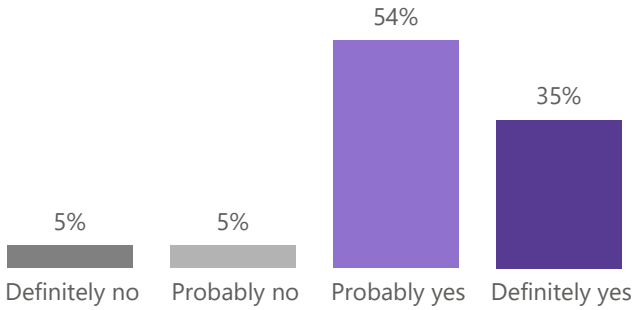
How would you evaluate your entire educational experience at ISU?

How would you evaluate your entire educational experience at ISU?



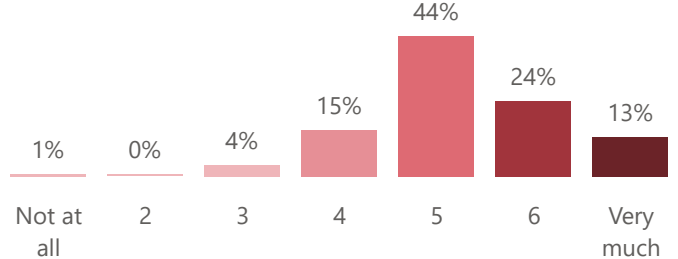
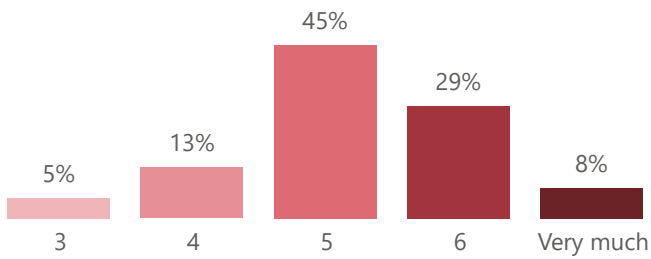
If you could start over again, would you attend ISU?

If you could start over again, would you attend ISU?



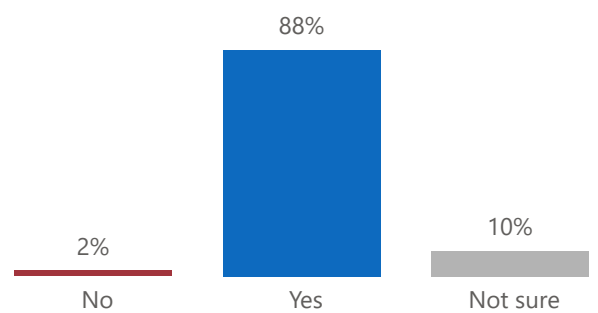
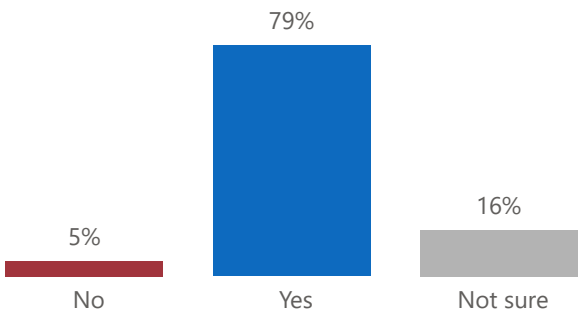
During the current school year, to what extent have your courses challenged you to do your best work?

During the current school year, to what extent have your courses challenged you to do your best work?



Do you intend to return to ISU next year?

Do you intend to return to ISU next year?



First-year students only

First-year students only

College

Class

NSSE Year

CAST

First-year

2020



Survey Question: How much has your experience at ISU contributed to your knowledge, skills, and personal development in the following areas?

CAST

Sub-question	Very little	Some	Quite a bit	Very much
Acquiring job- or work-related knowledge and skills	14%	35%	35%	16%
Analyzing numerical and statistical information	8%	42%	42%	8%
Being an informed and active citizen	13%	39%	39%	8%
Developing or clarifying a personal code of values and ethics	8%	42%	39%	11%
Solving complex real-world problems	8%	50%	32%	11%
Speaking clearly and effectively	5%	42%	39%	13%
Thinking critically and analytically		32%	50%	18%
Understanding people of other backgrounds (economic, racial/ethnic, political, religious, nationality, etc.)	5%	34%	45%	16%
Working effectively with others		29%	53%	18%
Writing clearly and effectively	11%	53%	29%	8%

ALL ISU

Sub-question	Very little	Some	Quite a bit	Very much
Acquiring job- or work-related knowledge and skills	14%	33%	34%	19%
Analyzing numerical and statistical information	13%	34%	38%	16%
Being an informed and active citizen	13%	32%	39%	16%
Developing or clarifying a personal code of values and ethics	8%	37%	39%	17%
Solving complex real-world problems	10%	41%	34%	15%
Speaking clearly and effectively	4%	30%	45%	21%
Thinking critically and analytically	2%	21%	48%	29%
Understanding people of other backgrounds (economic, racial/ethnic, political, religious, nationality, etc.)	7%	27%	42%	24%
Working effectively with others	6%	29%	42%	22%
Writing clearly and effectively	8%	43%	36%	13%

College

CAST

Class

First-year

NSSE Year

2020



Sense of Belonging - 2020 only

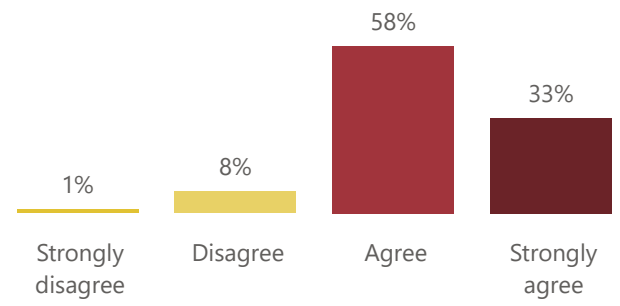
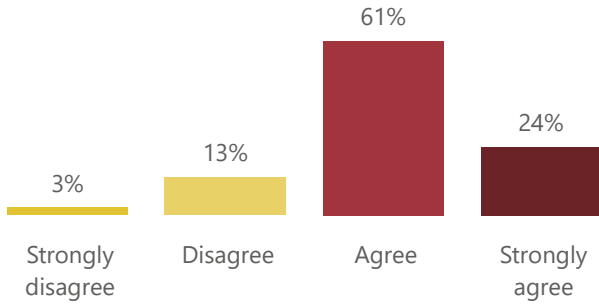
NSSE | ILLINOIS STATE UNIVERSITY

CAST

ALL ISU

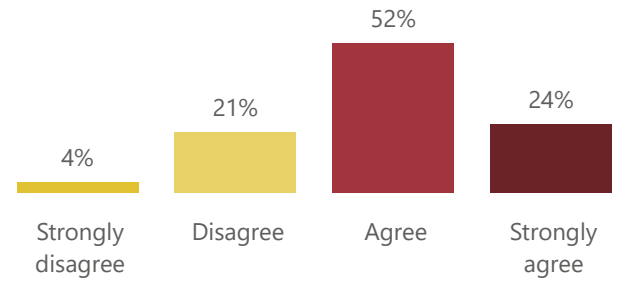
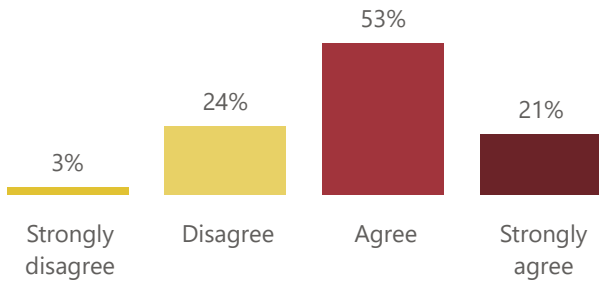
I feel comfortable being myself at ISU.

I feel comfortable being myself at ISU.



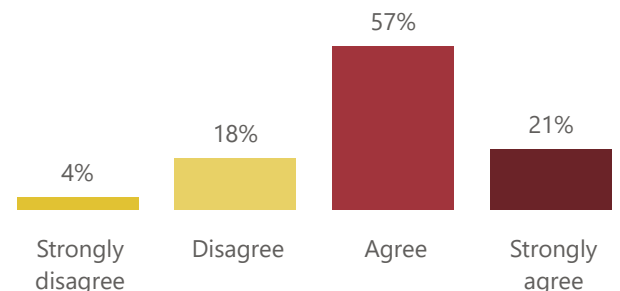
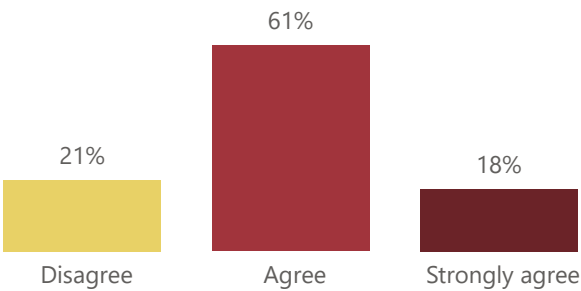
I feel like part of the community at ISU.

I feel like part of the community at ISU.



I feel valued by ISU.

I feel valued by ISU.



College

Class

NSSE Year

CAST

First-year

2020



Survey Question: During the current school year, how often have you done or has your coursework emphasized the following?

CAST

Coursework Emphasis	Very little	Some	Quite a bit	Very much
Analyzing an idea, experience, or line of reasoning in depth by examining its parts	3%	37%	39%	21%
Applying facts, theories, or methods to practical problems or new situations	3%	26%	53%	18%
Evaluating a point of view, decision, or information source	3%	34%	53%	11%
Forming a new idea or understanding from various pieces of information	3%	37%	58%	5%
Memorizing course material	5%	21%	55%	18%

Learning Strategies	Very little	Some	Quite a bit	Very much
Identified key information from reading assignments	5%	16%	61%	18%
Reviewed your notes after class	8%	14%	49%	30%
Summarized what you learned in class or from course materials	5%	21%	55%	18%

ALL ISU

Coursework Emphasis	Very little	Some	Quite a bit	Very much
Analyzing an idea, experience, or line of reasoning in depth by examining its parts	2%	28%	42%	28%
Applying facts, theories, or methods to practical problems or new situations	3%	22%	51%	24%
Evaluating a point of view, decision, or information source	3%	29%	46%	22%
Forming a new idea or understanding from various pieces of information	3%	31%	45%	21%
Memorizing course material	2%	25%	46%	28%

Learning Strategies	Very little	Some	Quite a bit	Very much
Identified key information from reading assignments	2%	18%	52%	27%
Reviewed your notes after class	4%	29%	35%	32%
Summarized what you learned in class or from course materials	8%	29%	42%	22%

College

CAST

Class

First-year

NSSE Year

2020



Academic Engagement: Learning Activities

NSSE | ILLINOIS STATE UNIVERSITY

Survey Question: During the current school year, how often have you done or has your coursework emphasized the following?

CAST

Learning Activities	Very little	Some	Quite a bit	Very much
Combined ideas from different courses when completing assignments	5%	53%	39%	3%
Connected ideas from your courses to your prior experiences and knowledge		24%	63%	13%
Connected your learning to societal problems or issues	8%	53%	34%	5%
Examined the strengths and weaknesses of your own views on a topic or issue	5%	35%	51%	8%
Included diverse perspectives (political, religious, racial/ethnic, gender, etc.) in course discussions or assignments	8%	39%	47%	5%
Learned something that changed the way you understand an issue or concept		39%	50%	11%
Tried to better understand someone else's views by imagining how an issue looks from his or her perspective		32%	45%	24%

ALL ISU

Learning Activities	Very little	Some	Quite a bit	Very much
Combined ideas from different courses when completing assignments	5%	45%	37%	13%
Connected ideas from your courses to your prior experiences and knowledge	1%	21%	49%	29%
Connected your learning to societal problems or issues	5%	45%	32%	18%
Examined the strengths and weaknesses of your own views on a topic or issue	5%	33%	44%	18%
Included diverse perspectives (political, religious, racial/ethnic, gender, etc.) in course discussions or assignments	8%	33%	40%	18%
Learned something that changed the way you understand an issue or concept	2%	33%	45%	21%
Tried to better understand someone else's views by imagining how an issue looks from his or her perspective	1%	26%	45%	27%

College

CAST

Class

First-year

NSSE Year

2020



Academic Engagement: Student Academic Work

NSSE | ILLINOIS STATE UNIVERSITY

Survey Question: During the current school year, how often have you done or has your coursework emphasized the following?

CAST

Student Academic Work	Very little	Some	Quite a bit	Very much
Asked another student to help you understand course material	13%	50%	32%	5%
Asked questions or contributed to course discussions in other ways		58%	32%	11%
Attended an art exhibit, play, or other arts performance (dance, music, etc.)	61%	29%	5%	5%
Come to class without completing readings or assignments	26%	58%	11%	5%
Explained course material to one or more students	5%	50%	29%	16%
Given a course presentation	18%	47%	29%	5%
Prepared for exams by discussing or working through course material with other students	18%	42%	34%	5%
Prepared two or more drafts of a paper or assignment before turning it in				
Worked with other students on course projects or assignments	5%	55%	37%	3%

ALL ISU

Student Academic Work	Very little	Some	Quite a bit	Very much
Asked another student to help you understand course material	7%	41%	37%	15%
Asked questions or contributed to course discussions in other ways	4%	41%	36%	19%
Attended an art exhibit, play, or other arts performance (dance, music, etc.)	54%	32%	9%	4%
Come to class without completing readings or assignments	24%	60%	11%	5%
Explained course material to one or more students	3%	33%	43%	21%
Given a course presentation	15%	41%	34%	10%
Prepared for exams by discussing or working through course material with other students	12%	39%	36%	14%
Worked with other students on course projects or assignments	5%	44%	37%	14%

College

CAST

Class

First-year

NSSE Year

2020



Academic Engagement: Quantitative Reasoning

NSSE | ILLINOIS STATE UNIVERSITY

Survey Question: During the current school year, how often have you done or has your coursework emphasized the following?

CAST

Quantitative Reasoning	Very little	Some	Quite a bit	Very much
Evaluated what others have concluded from numerical information	13%	61%	26%	
Reached conclusions based on your own analysis of numerical information (numbers, graphs, statistics, etc.)	13%	47%	34%	5%
Used numerical information to examine a real-world problem or issue (unemployment, climate change, public health, etc.)	8%	55%	37%	

ALL ISU

Quantitative Reasoning	Very little	Some	Quite a bit	Very much
Evaluated what others have concluded from numerical information	13%	47%	29%	10%
Reached conclusions based on your own analysis of numerical information (numbers, graphs, statistics, etc.)	11%	37%	39%	13%
Used numerical information to examine a real-world problem or issue (unemployment, climate change, public health, etc.)	15%	40%	34%	11%

College

CAST

Class

First-year

NSSE Year

2020

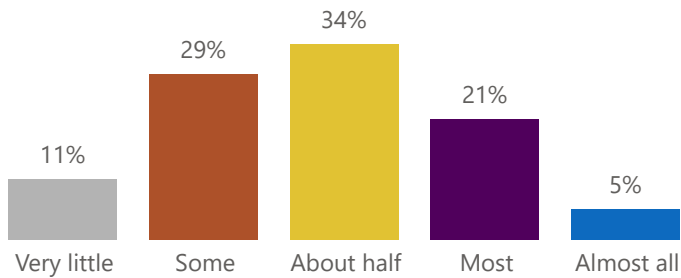


CAST

Average number hours per week on assigned reading

7.4

Of the time you spend preparing for class in a typical 7-day week, about how much is on assigned reading?

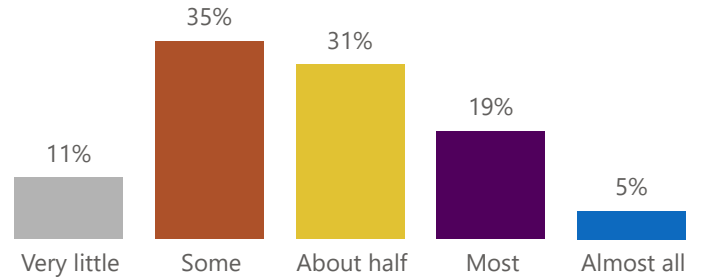


ALL ISU

Average number hours per week on assigned reading

6.3

Of the time you spend preparing for class in a typical 7-day week, about how much is on assigned reading?



Average number of pages written in the past year

29.0

Number of papers, reports and other writing tasks in the current school year by page length

Page #	None	1-2	3-5	6-10	11-15
Up to 5 pages	16%	29%	39%	11%	5%
Between 6 and 10 pages	53%	29%	13%	3%	3%
11 pages or more	92%	5%			3%

Average number of pages written in past year

31.4

Number of papers, reports and other writing tasks in the current school year by page length

Page #	None	1-2	3-5	6-10	11-15	16-20	More than 20 papers
Up to 5 pages	8%	26%	37%	17%	8%	1%	3%
Between 6 and 10 pages	49%	36%	11%	3%	1%	0%	
11 pages or more	88%	10%	0%	1%	0%		

College

CAST

Class

First-year

NSSE Year

2020



Survey Questions: During the current school year, how often have you done the following and During the current school year, how often have your instructors done the following?

CAST

How often have you done the following:	Very little	Some	Quite a bit	Very much
Discussed course topics, ideas, or concepts with a faculty member outside of class	45%	37%	18%	
Discussed your academic performance with a faculty member	18%	61%	21%	
Talked about career plans with a faculty member	18%	42%	32%	8%
Worked with a faculty member on activities other than coursework (committees, student groups, etc.)	45%	39%	16%	

How often have faculty done the following:	Very little	Some	Quite a bit	Very much
Clearly explained course goals and requirements		24%	55%	21%
Provided feedback on a draft or work in progress	16%	47%	21%	16%
Provided prompt and detailed feedback on tests or completed assignments	21%	37%	34%	8%
Taught course sessions in an organized way	5%	21%	47%	26%
Used examples or illustrations to explain difficult points		26%	53%	21%

ALL ISU

How often have you done the following:	Very little	Some	Quite a bit	Very much
Discussed course topics, ideas, or concepts with a faculty member outside of class	36%	41%	13%	10%
Discussed your academic performance with a faculty member	24%	52%	15%	9%
Talked about career plans with a faculty member	16%	45%	28%	12%
Worked with a faculty member on activities other than coursework (committees, student groups, etc.)	50%	30%	12%	8%

How often have faculty done the following:	Very little	Some	Quite a bit	Very much
Clearly explained course goals and requirements		18%	50%	31%
Provided feedback on a draft or work in progress	13%	36%	34%	17%
Provided prompt and detailed feedback on tests or completed assignments	14%	35%	35%	15%
Taught course sessions in an organized way	2%	20%	52%	26%
Used examples or illustrations to explain difficult points	2%	19%	50%	28%

College

CAST

Class

First-year

NSSE Year

2020



Survey Question: How much does ISU emphasize the following?

CAST

Items	Very little	Some	Quite a bit	Very much
Attending campus activities and events (performing arts, athletic events, etc.)	8%	21%	50%	21%
Attending events that address important social, economic, or political issues	24%	50%	13%	13%
Encouraging contact among students from different backgrounds (social, racial/ethnic, religious, etc.)	13%	26%	42%	18%
Helping you manage your non-academic responsibilities (work, family, etc.)	32%	26%	34%	8%
Providing opportunities to be involved socially	8%	29%	42%	21%
Providing support for your overall well-being (recreation, health care, counseling, etc.)	11%	18%	47%	24%
Providing support to help students succeed academically	5%	16%	63%	16%
Spending significant amounts of time studying and on academic work		16%	63%	21%
Using learning support services (tutoring services, writing center, etc.)	8%	18%	45%	29%

ALL ISU

Items	Very little	Some	Quite a bit	Very much
Attending campus activities and events (performing arts, athletic events, etc.)	8%	25%	41%	26%
Attending events that address important social, economic, or political issues	18%	40%	27%	14%
Encouraging contact among students from different backgrounds (social, racial/ethnic, religious, etc.)	13%	28%	34%	25%
Helping you manage your non-academic responsibilities (work, family, etc.)	25%	38%	25%	11%
Providing opportunities to be involved socially	5%	26%	43%	26%
Providing support for your overall well-being (recreation, health care, counseling, etc.)	7%	21%	45%	27%
Providing support to help students succeed academically	4%	19%	50%	27%
Spending significant amounts of time studying and on academic work	1%	19%	57%	24%
Using learning support services (tutoring services, writing center, etc.)	6%	15%	43%	36%

College

CAST

Class

First-year

NSSE Year

2020



Survey Question: Please rate the quality of your interactions with the following people at ISU.

CAST

Group	Poor	Okay/Good	Excellent
Quality of interactions with academic advisors		28%	72%
Quality of interactions with faculty	3%	39%	58%
Quality of interactions with other administrative staff and offices	3%	50%	47%
Quality of interactions with student services staff	14%	43%	43%
Quality of interactions with students	5%	37%	58%

ALL ISU

Group	Poor	Okay/Good	Excellent
Quality of interactions with academic advisors	3%	33%	65%
Quality of interactions with faculty	3%	45%	52%
Quality of interactions with other administrative staff and offices	6%	50%	44%
Quality of interactions with student services staff	6%	46%	47%
Quality of interactions with students	5%	47%	48%

College

CAST

Class

First-year

NSSE Year

2020



Survey Question: Which of the following have you done or plan to do before you graduate?

CAST Avg. # of High Impact Practices (seniors only)
(Blank)

High Impact Practice	Do not plan to do	Done or in progress	Have not decided	Plan to do
Culminating senior experience (capstone course, senior project or thesis, comprehensive exam, portfolio, etc.)	13%		39%	47%
Formal leadership role in a student organization or group	24%	8%	37%	32%
Internship, co-op, field experience, student teaching, or clinical placement		8%	11%	82%
Learning community or some other formal program where groups of students take two or more classes together	29%		34%	37%
Study abroad program	39%		21%	39%
Work with a faculty member on a research project	34%	3%	34%	29%

ALL ISU Avg. # of High Impact Practices (seniors only)
(Blank)

High Impact Practice	Do not plan to do	Done or in progress	Have not decided	Plan to do
Culminating senior experience (capstone course, senior project or thesis, comprehensive exam, portfolio, etc.)	12%	0%	39%	48%
Formal leadership role in a student organization or group	22%	14%	25%	38%
Internship, co-op, field experience, student teaching, or clinical placement	6%	5%	13%	76%
Learning community or some other formal program where groups of students take two or more classes together	26%	5%	40%	28%
Study abroad program	29%	1%	32%	38%
Work with a faculty member on a research project	29%	4%	35%	32%

College

CAST

Class

First-year

NSSE Year

2020



Survey Question: During the last school year, how often have you had discussions with people from the following groups?

CAST

Groups	Never	Sometimes	Often	Very Often
People with religious beliefs other than your own	3%	45%	32%	21%
People with political views other than your own	5%	29%	45%	21%
People of a race or ethnicity other than your own	5%	29%	29%	37%
People from an economic background other than your own	3%	32%	37%	29%

ALL ISU

Groups	Never	Sometimes	Often	Very Often
People with religious beliefs other than your own	4%	25%	37%	34%
People with political views other than your own	4%	29%	40%	27%
People of a race or ethnicity other than your own	3%	18%	41%	38%
People from an economic background other than your own	3%	18%	41%	38%

College

CAST

Class

First-year

NSSE Year

2020



Survey Question: During the last school year, how often have you done the following? (asked in 2020 only)

CAST

Activities	Never	Sometimes	Often	Very Often
Attended events, activities, or presentations that reflect an appreciation for diverse groups of people	31%	47%	17%	6%
Participated in a demonstration for a diversity-related cause (rally, protest, etc.)	78%	17%	6%	
Participated in a diversity-related club or organization	65%	21%	12%	3%
Participated in the activities of centers related to specific groups (racial-ethnic, cultural, religious, gender, LGBT, etc.)	53%	33%	6%	8%
Reflected on your cultural identity	39%	31%	28%	3%

ALL ISU

Activities	Never	Sometimes	Often	Very Often
Attended events, activities, or presentations that reflect an appreciation for diverse groups of people	29%	37%	21%	12%
Participated in a demonstration for a diversity-related cause (rally, protest, etc.)	70%	19%	6%	5%
Participated in a diversity-related club or organization	55%	26%	11%	8%
Participated in the activities of centers related to specific groups (racial-ethnic, cultural, religious, gender, LGBT, etc.)	47%	27%	15%	11%
Reflected on your cultural identity	34%	35%	19%	12%

College

CAST

Class

First-year

NSSE Year

2020



Equity, Diversity, & Inclusion: Supportive Environment

NSSE | ILLINOIS STATE UNIVERSITY

Survey Question: How much does ISU provide a supportive environment for the following forms of diversity? (asked in 2020 only)

CAST

Forms	Very little	Some	Quite a bit	Very much
Disability status	8%	28%	39%	25%
Economic background	6%	33%	39%	22%
Gender identity	6%	28%	39%	28%
Political affiliation	11%	36%	33%	19%
Racial/Ethnic identity	6%	31%	42%	22%
Religious affiliation	14%	33%	31%	22%
Sexual orientation	6%	28%	36%	31%

ALL ISU

Forms	Very little	Some	Quite a bit	Very much
Disability status	10%	28%	39%	23%
Economic background	8%	35%	36%	21%
Gender identity	4%	24%	42%	30%
Political affiliation	11%	35%	34%	19%
Racial/Ethnic identity	6%	25%	43%	26%
Religious affiliation	9%	31%	36%	24%
Sexual orientation	5%	24%	39%	32%

College

CAST

Class

First-year

NSSE Year

2020



Equity, Diversity, & Inclusion: ISU Emphasis

NSSE | ILLINOIS STATE UNIVERSITY

Survey Question: How much does ISU emphasize the following? (asked in 2020 only)

CAST

Item	Very little	Some	Quite a bit	Very much
Creating an overall sense of community among students	11%	39%	31%	19%
Demonstrating a commitment to diversity	11%	34%	29%	26%
Ensuring that you are not stigmatized because of your identity (racial/ethnic, gender, religious, sexual orientation, etc.)	8%	31%	39%	22%
Helping students develop the skills to confront discrimination and harassment	11%	36%	36%	17%
Providing information about anti-discrimination and harassment policies	8%	47%	25%	19%
Providing students with the resources needed for success in a multicultural world	8%	50%	28%	14%
Taking allegations of discrimination or harassment seriously	6%	35%	29%	29%

ALL ISU

Items	Very little	Some	Quite a bit	Very much
Creating an overall sense of community among students	5%	30%	41%	24%
Demonstrating a commitment to diversity	5%	32%	38%	25%
Ensuring that you are not stigmatized because of your identity (racial/ethnic, gender, religious, sexual orientation, etc.)	6%	28%	41%	25%
Helping students develop the skills to confront discrimination and harassment	13%	34%	31%	22%
Providing information about anti-discrimination and harassment policies	10%	31%	34%	24%
Providing students with the resources needed for success in a multicultural world	7%	36%	39%	18%
Taking allegations of discrimination or harassment seriously	7%	25%	42%	27%

College

CAST

Class

First-year

NSSE Year

2020



Equity, Diversity, & Inclusion: ISU Emphasis

NSSE | ILLINOIS STATE UNIVERSITY

Survey Question: During the current school year, how much has your coursework emphasized the following? (asked in 2020 only)

CAST

Emphasis	Very little	Some	Quite a bit	Very much
Developing the skills necessary to work effectively with people from various backgrounds	14%	44%	36%	6%
Discussing issues of equity or privilege	8%	56%	33%	3%
Exploring your own background through projects, assignments, or programs	14%	42%	42%	3%
Learning about other cultures	6%	53%	33%	8%
Recognizing your own cultural norms and biases	11%	42%	39%	8%
Respecting the expression of diverse ideas	3%	50%	39%	8%
Sharing your own perspectives and experiences	6%	34%	54%	6%

ALL ISU

Emphasis	Very little	Some	Quite a bit	Very much
Developing the skills necessary to work effectively with people from various backgrounds	16%	37%	33%	14%
Discussing issues of equity or privilege	17%	35%	32%	17%
Exploring your own background through projects, assignments, or programs	14%	38%	35%	13%
Learning about other cultures	12%	41%	32%	16%
Recognizing your own cultural norms and biases	14%	34%	35%	17%
Respecting the expression of diverse ideas	5%	37%	39%	20%
Sharing your own perspectives and experiences	8%	30%	44%	18%

College

CAST

Class

First-year

NSSE Year

2020



Time Use in Hours per Week

NSSE | ILLINOIS STATE UNIVERSITY

CAST

Items	0	1-5	6-10	11-15	16-20	21-25	26-30	More than 30 hrs
Commuting to campus (driving, walking, etc.)	37%	45%	8%	8%		3%		
Doing community service or volunteer work	71%	24%			3%	3%		
Participating in co-curricular activities (organizations, campus publications, student government, fraternity or sorority, intercollegiate or intramural sports, etc.)	24%	47%	13%	8%	8%			
Preparing for class (studying, reading, writing, doing homework or lab work, analyzing data, rehearsing, and other academic activities)		5%	24%	26%	26%	11%	5%	3%
Providing care for dependents (children, parents, etc.)	82%	16%				3%		
Relaxing and socializing (time with friends, video games, TV or videos, keeping up with friends online, etc.)	3%	24%	18%	18%	11%	21%	3%	3%
Working for pay OFF CAMPUS	92%		3%		5%			
Working for pay ON CAMPUS	79%	5%	3%	5%	5%		3%	

ALL ISU

Items	0	1-5	6-10	11-15	16-20	21-25	26-30	More than 30 hrs
Commuting to campus (driving, walking, etc.)	40%	44%	10%	4%	0%	0%		1%
Doing community service or volunteer work	64%	29%	4%	2%	0%	1%		
Participating in co-curricular activities (organizations, campus publications, student government, fraternity or sorority, intercollegiate or intramural sports, etc.)	25%	37%	20%	10%	4%	2%	1%	1%
Preparing for class (studying, reading, writing, doing homework or lab work, analyzing data, rehearsing, and other academic activities)		11%	24%	27%	22%	10%	2%	4%
Providing care for dependents (children, parents, etc.)	88%	7%	3%	2%		0%		
Relaxing and socializing (time with friends, video games, TV or videos, keeping up with friends online, etc.)	1%	16%	23%	24%	11%	12%	4%	9%
Working for pay OFF CAMPUS	81%	6%	4%	4%	2%	2%	0%	1%
Working for pay ON CAMPUS	82%	3%	6%	4%	4%	0%	0%	

College

CAST

Class

First-year

NSSE Year

2020



Colleges & Majors: CAST, CAS-HUM, CAS-SS

ILLINOIS STATE UNIVERSITY

College Major

CAST	Aero-, aeronautical engineering
CAST	Agriculture
CAST	Allied health
CAST	Biomedical engineering
CAST	Chemical engineering
CAST	Civil engineering
CAST	Computer engineering and technology
CAST	Computer information systems
CAST	Computer science
CAST	Criminal justice
CAST	Criminology
CAST	Dentistry
CAST	Electrical or electronic engineering
CAST	Engineering (general)
CAST	Family and consumer studies
CAST	Forensics
CAST	Health science
CAST	Health technology (medical, dental, laboratory)
CAST	Healthcare administration and policy
CAST	Industrial engineering
CAST	Information systems
CAST	Information technology
CAST	Justice administration
CAST	Kinesiology
CAST	Law
CAST	Materials engineering
CAST	Mechanical engineering
CAST	Medicine
CAST	Military science
CAST	Network security and systems
CAST	Nutrition and dietetics
CAST	Occupational safety and health
CAST	Occupational therapy
CAST	Other agr. and natural resources
CAST	Other computer science and technology
CAST	Other engineering
CAST	Other health professions
CAST	Parks, recreation, leisure studies, sports management
CAST	Petroleum engineering
CAST	Physical Education
CAST	Physical therapy

College Major

CAST	Public administration, policy
CAST	Public safety and emergency management
CAST	Rehabilitation sciences
CAST	Software engineering
CAST	Technical, vocational studies
CAST	Telecommunications
CAST	Veterinary science

College Major

CAS-HUM	Broadcast communications
CAS-HUM	Communications (general)
CAS-HUM	English (language and literature)
CAS-HUM	French (language and literature)
CAS-HUM	Gender studies
CAS-HUM	Humanities (general)
CAS-HUM	Journalism
CAS-HUM	Mass communications and media studies
CAS-HUM	Other communications
CAS-HUM	Other humanities
CAS-HUM	Other language and literature
CAS-HUM	Philosophy
CAS-HUM	Public Relations and Advertising
CAS-HUM	Religion
CAS-HUM	Spanish (language and literature)
CAS-HUM	Speech
CAS-HUM	Theological studies, ministry

College Major

CAS-SS	Anthropology
CAS-SS	Economics
CAS-SS	Ethnic studies
CAS-SS	Geography
CAS-SS	History
CAS-SS	International relations
CAS-SS	Other social sciences
CAS-SS	Political Science
CAS-SS	Professional studies (general)
CAS-SS	Psychology
CAS-SS	Social sciences (general)
CAS-SS	Social studies education
CAS-SS	Social work
CAS-SS	Sociology
CAS-SS	Speech therapy
CAS-SS	Urban planning



Colleges & Majors: CAS-MNS, COB, COE, MCN, WKCFA, PROV

ILLINOIS STATE UNIVERSITY

College	Major
CAS-MNS	Astronomy
CAS-MNS	Atmospheric sciences (meteorology)
CAS-MNS	Biochemistry or biophysics
CAS-MNS	Bioengineering
CAS-MNS	Biology (general)
CAS-MNS	Biomed Sci
CAS-MNS	Botany
CAS-MNS	Cell and molecular biology
CAS-MNS	Chemistry
CAS-MNS	Earth science (including geology)
CAS-MNS	Environmental science/studies
CAS-MNS	Marine science
CAS-MNS	Mathematics
CAS-MNS	Mathematics education
CAS-MNS	Microbiology or bacteriology
CAS-MNS	Natural resources and conservation
CAS-MNS	Natural science
CAS-MNS	Neuroscience
CAS-MNS	Other biological Sciences
CAS-MNS	Other physical sciences
CAS-MNS	Pharmacy
CAS-MNS	Physical sciences (general)
CAS-MNS	Physics
CAS-MNS	Physiology and developmental biology
CAS-MNS	Statistics
CAS-MNS	Zoology

College	Major
COB	Accounting
COB	Business administration
COB	Business education
COB	Entrepreneurial studies
COB	Finance
COB	Hospitality and tourism
COB	International business
COB	Management
COB	Management information systems
COB	Marketing
COB	Organizational leadership or behavior
COB	Other business
COB	Supply chain and operations management

College	Major
COE	Early childhood education
COE	Education (general)
COE	Elementary, middle school education
COE	Other education
COE	Secondary education
COE	Special education

College	Major
MCN	Nursing

College	Major
WKCFA	Architecture
WKCFA	Art history
WKCFA	Arts, fine and applied
WKCFA	Music
WKCFA	Music or art education
WKCFA	Other fine and performing arts
WKCFA	Theater or drama

College	Major
PROV	General studies
PROV	Liberal arts and sciences
PROV	Multi, Interdisciplinary studies
PROV	Undecided, undeclared

College	Name
CAST	College of Applied Science & Technology
CAS-HUM	College of Arts & Sciences - Humanities
CAS-MNS	College of Arts & Sciences - Math & Natural Sciences
CAS-SS	College of Arts & Sciences - Social Sciences
COB	College of Business
COE	College of Education
MCN	Mennonite College of Nursing
PROVOST	Univ. College & Interdisc.
WKCFA	Wonsook Kim College of Fine Arts